

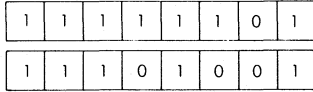
JP (IY)

Jump to IY.

Function:

PC ← IY

Format:



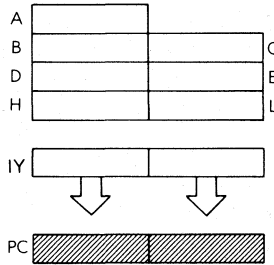
byte 1: FD

byte 2: E9

Description:

The contents of the IY register are moved into the program counter. The next instruction will be fetched from this new address.

Data Flow:



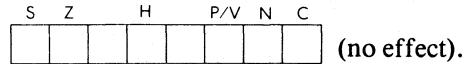
Timing:

2 M cycles; 8 T states; 4 usec @ 2 MHz

Addressing Mode:

Implicit.

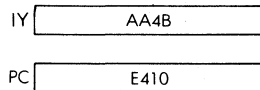
Flags:



Example:

JP (IY)

Before:



After:

